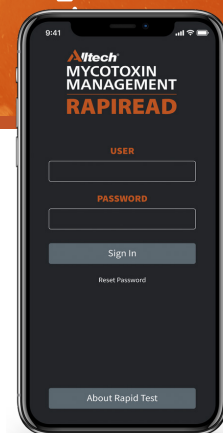


Alltech RAPIREAD Mobile App



Introduction

In conjunction with the latest rapid test kit technology from Neogen, we now have the power to help you solve mycotoxin issues faster than ever before. Alltech Mycotoxin Management have developed a secure mobile App that allows you to submit mycotoxin test requests and subsequently view the results of your test within 30 minutes!

With the new Raptor® test strip reader from Neogen, the RAPIREAD App allows Alltech Mycotoxin Management to provide a portable and speedy way to test mycotoxins in the feed-mill or on farm. Within just 30 minutes, results can be uploaded, stored and analyzed. Accurate results can be determined for Aflatoxin, Ochratoxin, Zearalenone, DON, T2/HT-2 and Fumonisin, while the report generated helps to understand the potential risk from the combination of mycotoxins found.

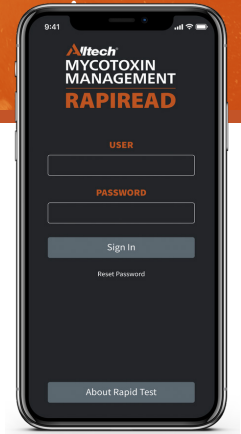
For instructions on how to use the App and for details on how your data is handled, please visit account.knowmycotoxins.com/account/login.

**Application will only run on iOS 8 or later.*



ANIMALS ARE YOUR BUSINESS.
PROTECTING THEM IS OURS.

Alltech RAPIREAD Mobile App



Download:

Before you download the App, you will need to create an account on the Mycotoxin Management Portal.

[Click here](#) to do this.

- In the App store, navigate to the search icon and type **AlltechRAPIREAD** in the search bar
- Click **GET** next to the App and enter your Apple ID and username to install
- Once installed, click **OPEN** and you will be taken to the App's sign-in page
- The AlltechRAPIREAD App will now appear on your device's home screen

Sign up:

- Open the AlltechRAPIREAD App
- Enter your email address and password. This will be the same log-in details you use for the Alltech Mycotoxin Management portal
- Check your email for a verification code. Please make sure you also check your junk folder. The code will be valid for 15 minutes
- Enter the verification code and click **Verify**
- You will be required to login every 30 days. Previous login info will expire after 30 days

Test request:

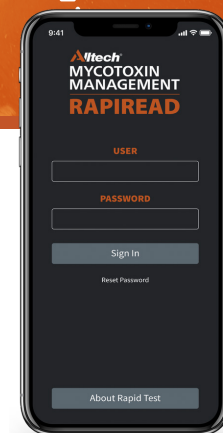
- Open the AlltechRAPIREAD App and login if required
- Click on the **Test Request** tab at the bottom of the screen
- Complete all the required fields. When filling out the 'customer' tab, you will need to begin typing the customer name, e.g. 'Alltech UK' or 'Hubbard Feeds' and choose an option from the drop-down list provided*
- Click **Submit**
- Check that all details are correct on the submission page. From here, you can edit or click **Confirm** to finish
- A QR code will be generated. You will need to scan the QR code with the Raptor® when prompted. Press **Scan Sample ID** on the Raptor® to scan the QR code
- You will receive a submission confirmation along with your submission ID to your email inbox

**A customer must be set up in the Mycotoxin Management Portal otherwise they will not appear in the customer field.
Customers must also accept the RAPIREAD T&Cs*



ANIMALS ARE YOUR BUSINESS.
PROTECTING THEM IS OURS.

Alltech RAPIREAD Mobile App



Submissions:

- Open the AlltechRAPIREAD App and login if required
- Click on the **Submission** tab at the bottom of the screen
- From here, you can view a full list of all your mycotoxin test submissions
- Under the report column, click **View** to view the results of a mycotoxin test

Please note: This can only be done when the submission from the App and the results from the Raptor® have been synced. If the status column reads 'pending', you will need to sync the App and results

- Click **Back** to navigate back to the view of all your test submissions